

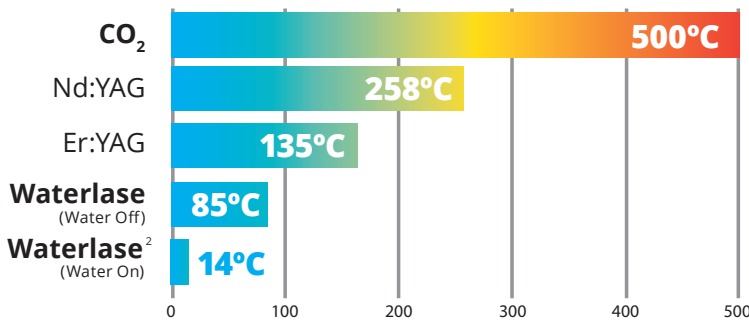
Perform Safe and Effective Pediatric Frenectomies



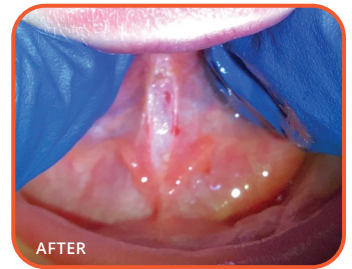
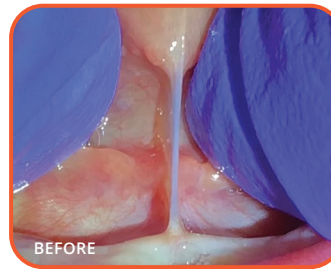
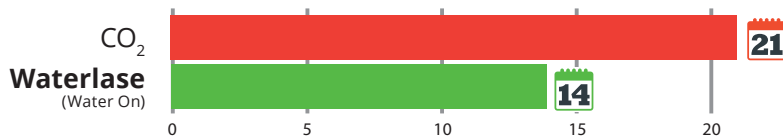
Start performing safe, effective, bladeless and sutureless frenectomies with Waterlase® and improve your patient and parent experiences as well as your bottom line.

Waterlase vs. CO₂

Waterlase produces lower thermal effects — even with the water turned off, CO₂ is over **five times hotter than Waterlase!**¹



Faster recovery times — **Save a Week with Waterlase!**³



"Performing frenectomies on infants is one of the most rewarding procedures I do as a Pediatric Dentist. It is a quick, minimally invasive procedure for both infants and children. The Waterlase laser provides me with a safe, precise incision and the ability to use water or not depending on the procedure and the patient's needs. It has revolutionized how I care for my patients."

Ben Curtis, DDS
Canton, TX



Backed by Scientific Research



1 Kawamura R, Mizutani K, Lin T, et al. *Ex Vivo Evaluation of Gingival Ablation with Various Laser Systems and Electroscalpel. Photobiomodulation, Photomedicine, and Laser Surgery.* 2020;38(6):364-373. doi:10.1089/photob.2019.47131.



2 Cercadillo-Ibarguren I, Espana-Tost A, Arnabat-Dominguez J, Valmaseda-Castellon E, Berini-Ayres L, Gay-Escoda C. *Histologic evaluation of thermal damage produced on soft tissues by CO₂, Er,Cr:YSGG and diode lasers.* *Medicina Oral Patología Oral y Cirugía Bucal.* 2010;15(6):e912-e918. doi:10.4317/medoral.15.e912



3 Pié-Sánchez J, España-Tost a J, Arnabat-Domínguez J, Gay-Escoda C. *Comparative study of upper lip frenectomy with the CO₂ laser versus the Er, Cr:YSGG laser.* *Medicina oral, patología oral y cirugía bucal.* 2011;17(2):e228-32. doi:10.4317/medoral.17373

To learn more visit
biolase.com/LaserFrenectomy
or call 833.BIOLASE

